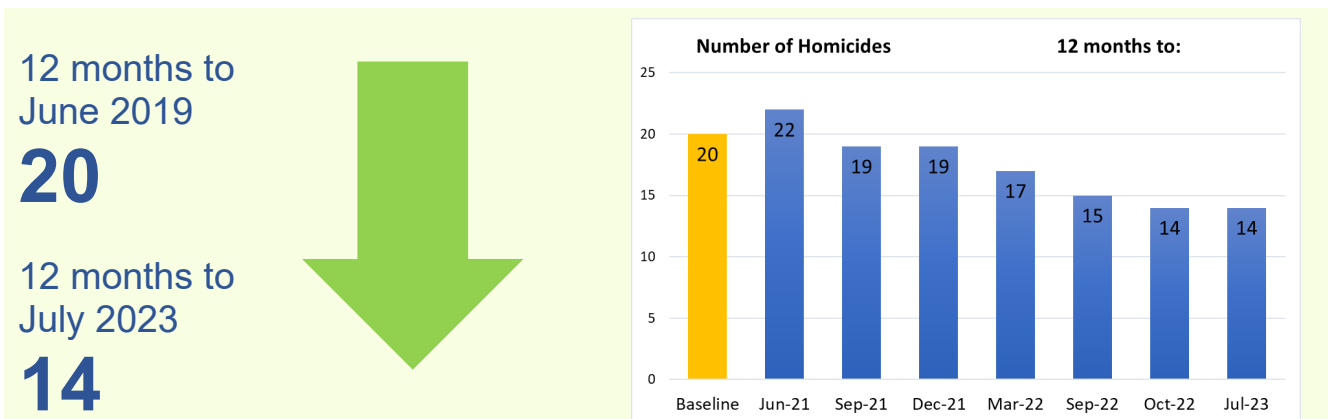


1. Violence

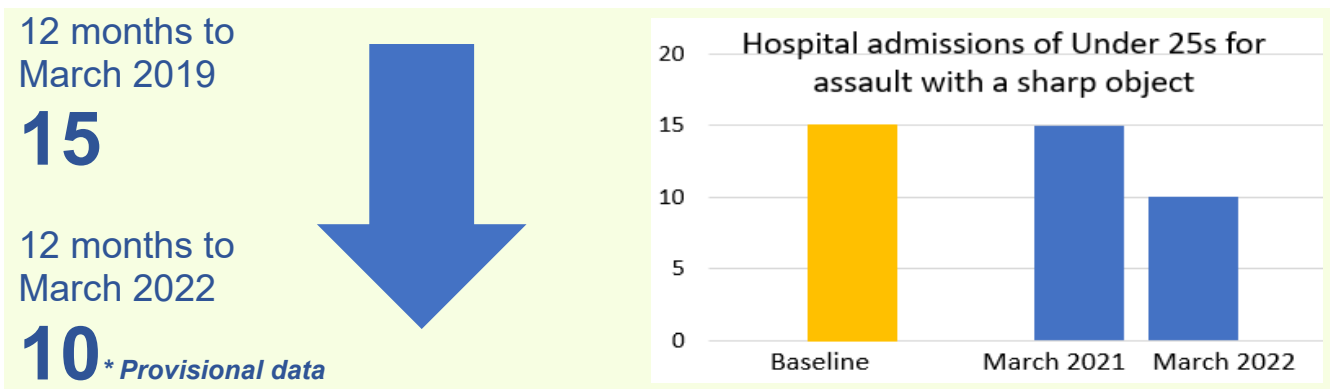
1.1 Homicides (National Measure)



In the 12 months to July 2023, there were 14 homicides in Devon and Cornwall. This is 6 fewer homicides than reported in the 12 months to June 2019.

Based on the latest ONS release of police recorded crime covering the 12 months to March 2023, Devon and Cornwall's homicide rate was 0.8 crimes per 100,000 population. This is lower than the national rate (1.0) and consistent with that across the South-west region (0.8).

1.2 Hospital admissions of under 25s for assault with a sharp object (National Measure) (not updated)

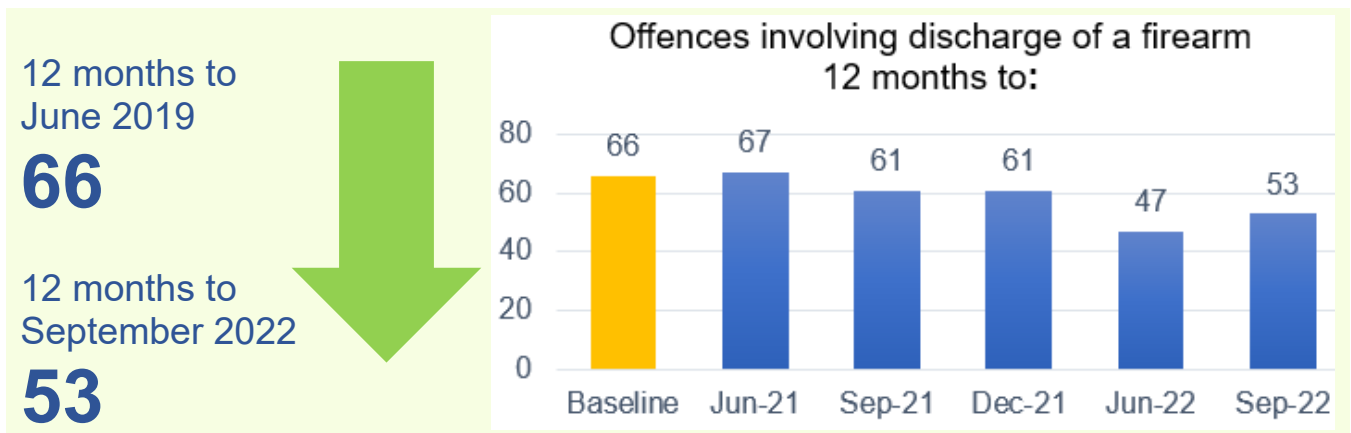


The NHS has not yet published their 2023 data and therefore this measure has not been updated since the previous meeting.

Provisional data published by NHS Digital shows that in the 12 months to March 2022, 10 hospital admissions of under 25's for assaults with a sharp object were recorded in Devon and Cornwall. This suggests a slight decrease when compared to the baseline year (12 months to March 2019).

1. Violence

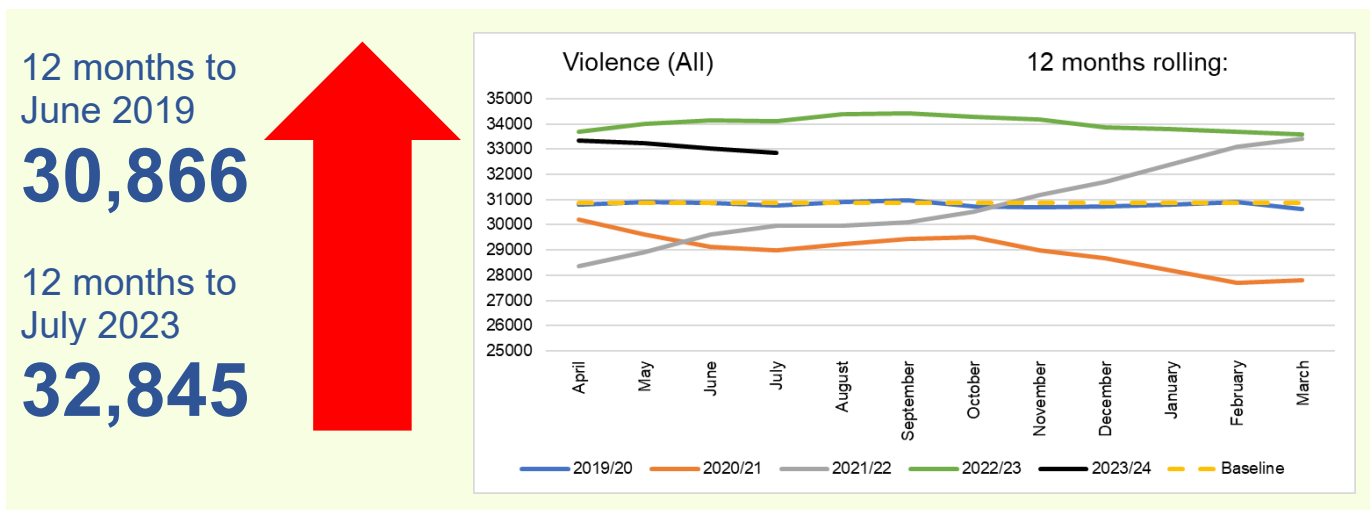
1.3 Offences involving discharge of a firearm (National Measure) (not updated)



This measure has not been updated since the previous meeting. The Commissioner and her team are acutely aware of the importance of this measure, and are working with the force to ensure that appropriate, timely data is provided when requested, to enable relevant mechanisms be put in place to hold the force to account as appropriate.

In the 12 months to September 2022, 53 offences involving the discharge of a firearm were recorded across Devon and Cornwall. This is 13 fewer offences and represents a 19.7% decrease when compared to the baseline year (12 months to June 2019).

1.4 Violent Crime (All)



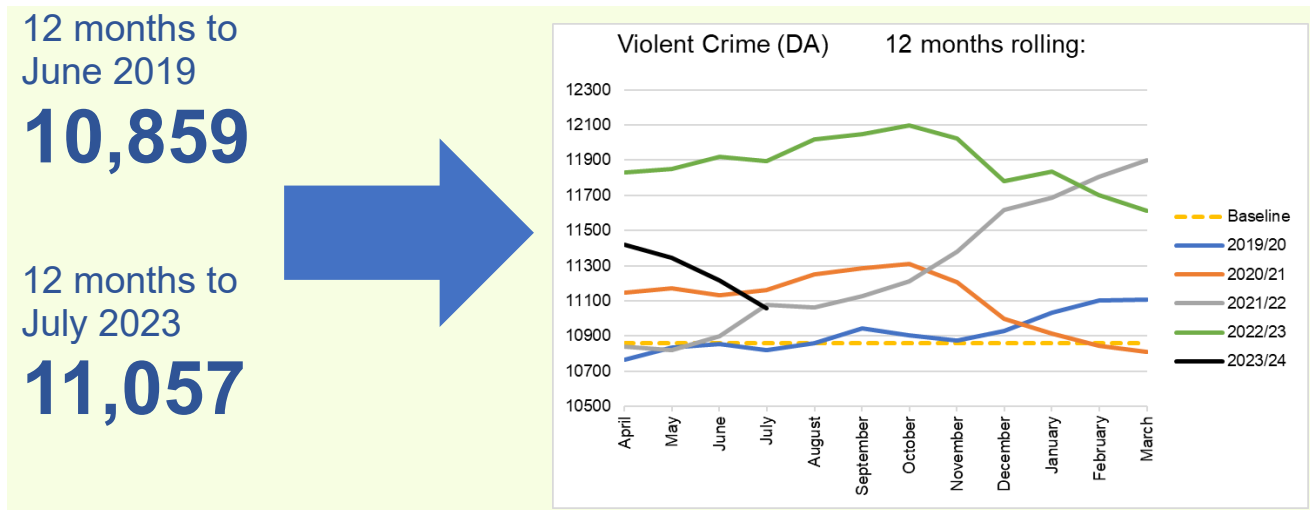
In the 12 months to July 2023, 32,845 violent offences were recorded in Devon and Cornwall. This is an increase of 6.4% (+1,979) when compared to the baseline year (12 months to June 2019). There has been an increase in reported violence since April 2021, following the lifting of Covid-19 lockdown restrictions. Levels of reported violence are now exceeding those seen before the pandemic and the majority of the increase is being driven by increases in violence without injury offences.

1. Violence

The Commissioner recognises that violent crimes have increased to an unacceptable level. However, the Commissioner is assured that the increases are consistent with trends seen nationally and that the rate of violence in Devon and Cornwall remains considerably below the national average. In the 12 months to March 2023, 18.9 violent crimes were recorded per 1000 population in Devon and Cornwall, which is 1.2 times lower than the national rate (23.5).

The Commissioner and her team continue to work with the force on the governments national priority of reducing serious violence through continued partnership work, as outlined in the Violence Priority Profile presented to the panel in November 2022.

1.5 Violent Crime (Domestic Violence)

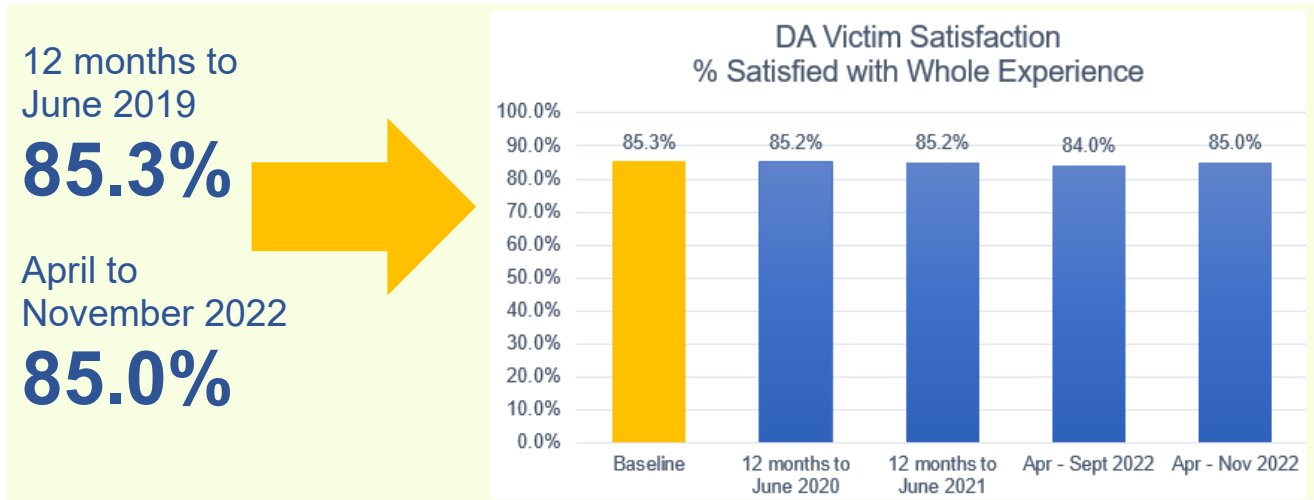


Domestic abuse is a hidden crime that is often not reported to the police. Therefore, police data only provides a partial picture of domestic abuse and it is difficult to make objective inferences about performance based on increases or decreases in domestic abuse crimes. For instance, an increase in domestic abuse crimes could be interpreted as positive, if more victims feel confident to report. Conversely, an increase could also be interpreted as negative, as it may reflect a 'real' increase in victimisation. As such, the Commissioner uses a number of resources to inform performance assessments in this area, including levels of reporting, victim support and victim satisfaction.

In the 12 months to July 2023, 11,057 violent offences were flagged as related to domestic violence. This is a 1.8% increase (+198) when compared to the baseline year (12 months to June 2019). Despite this, there has been consistent decreases in the number of recorded offences since November 2022. Devon and Cornwall Police have noted some data quality issues with domestic abuse data following their adoption of a new record management system in November 2022. Any new trends should therefore be interpreted with caution and the Commissioner will continue to monitor this data closely as data quality improves.

1. Violence

1.6 Victim Satisfaction (Domestic Abuse) (National Measure) (not updated)



This measure has not been updated since the previous meeting.

Between April and November 2022, 605 victims of domestic abuse were surveyed about their experience of Devon and Cornwall Police. 85% stated they were satisfied with the overall service they received. This indicates stable performance when compared to the baseline year (12 months to June 2019).

2. ASB

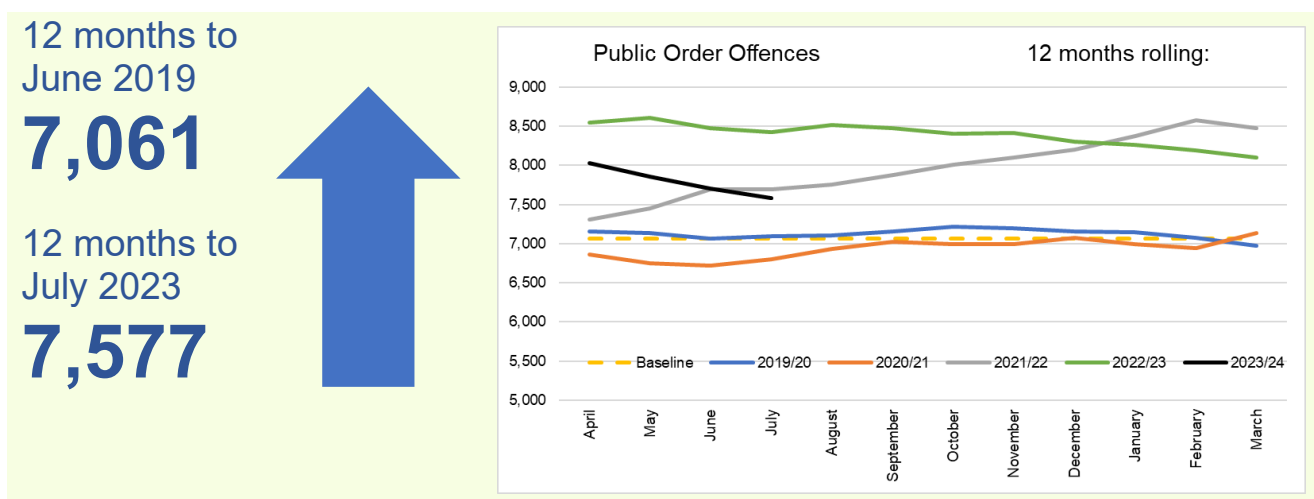
2.1 Number of ASB Incidents recorded by the Police



In the 12 months to July 2023, 24,518 ASB incidents were recorded by Devon and Cornwall Police. This is a 37.2% decrease (-14,508) on the baseline year (12 months to June 2019). Levels of ASB were higher during much of 2020/21 due to the reporting of Covid-19 lockdown breaches and there have been continued decreases in ASB over the most recent financial years, which is consistent with national trends.

Trends in ASB data need to be interpreted with caution, as a decrease in reported ASB incidents does not necessarily reflect a real decrease in levels of ASB. It is possible that some incidents are not reported to the police.

2.2 Recorded number of Public Order Offences



In the 12 months to July 2023, 7,577 public order offences were recorded across Devon and Cornwall. This is a 7.3% increase (+516) on the baseline year (12 months to June 2019) and these increases are consistent with trends seen across the South-west region. Typically, public order offences are a product of pro-active policing activity, much of which is associated with policing the night-time economy.

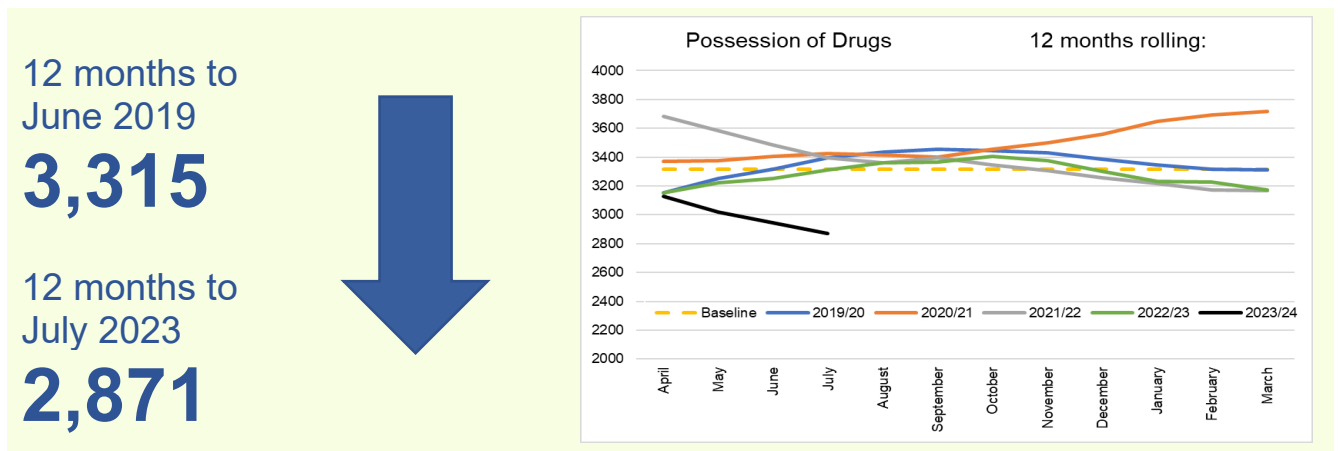
2. ASB



Based on the latest ONS release of police recorded crime covering the period 12 months to March 2023, Devon and Cornwall's public order rate is 4.5 crimes per 1,000 population. This is lower than the national rate (9.9) and Devon and Cornwall have the lowest rate of public order offences in the South-west region.

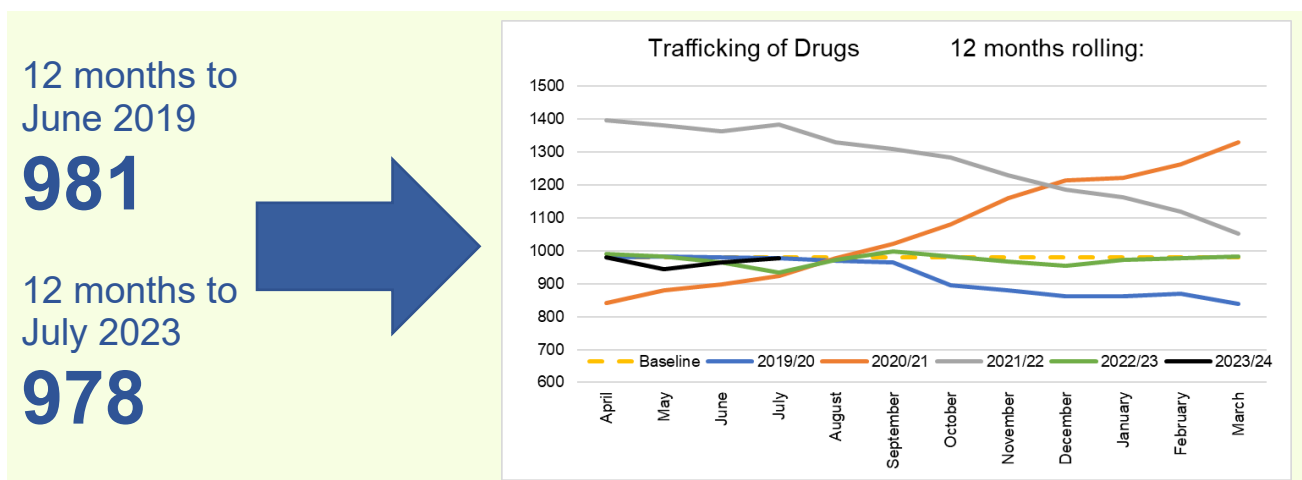
3. Drugs

3.1 Possession of Drugs Offences



In the 12 months to July 2023, 2,871 drug possession offences were recorded across Devon and Cornwall. This is a 13.4% decrease (-444) compared with the number of offences recorded in the baseline year (12 months to June 2019).

3.2 Drug Trafficking Offences

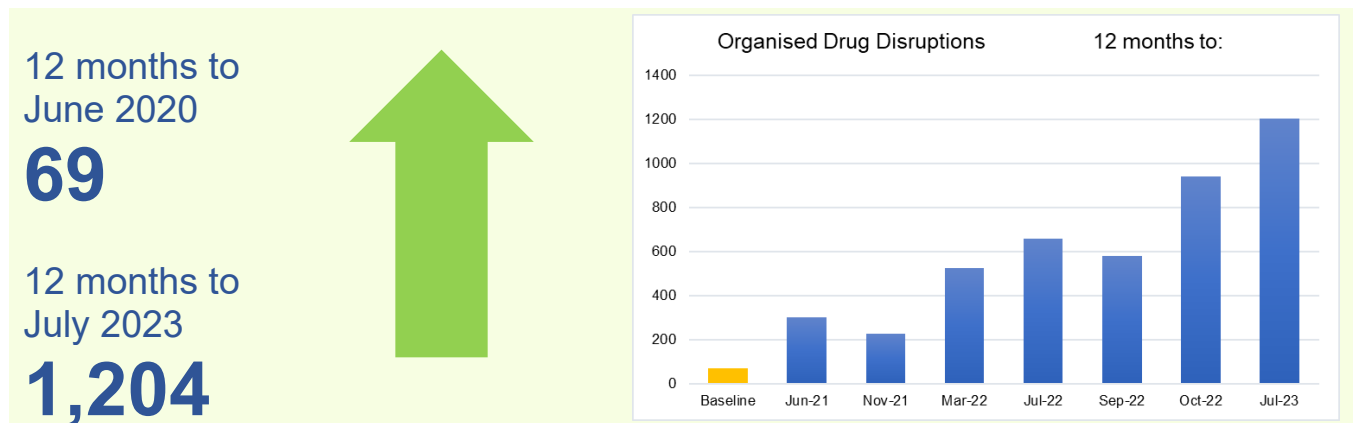


Drug trafficking includes selling, transporting, or importing illegal drugs. In the 12 months to July 2023, 978 drug trafficking offences were recorded across Devon and Cornwall. This is 3 fewer offences than reported in the baseline year (12 months to June 2019).

There was an increase in recorded drug trafficking offences in 2021-22. This was largely due to increased pro-active policing throughout the Covid-19 lockdown and greater ease in identifying offenders when 'stay at home' orders were in place.

3. Drugs

3.3 Organised Drug Disruptions

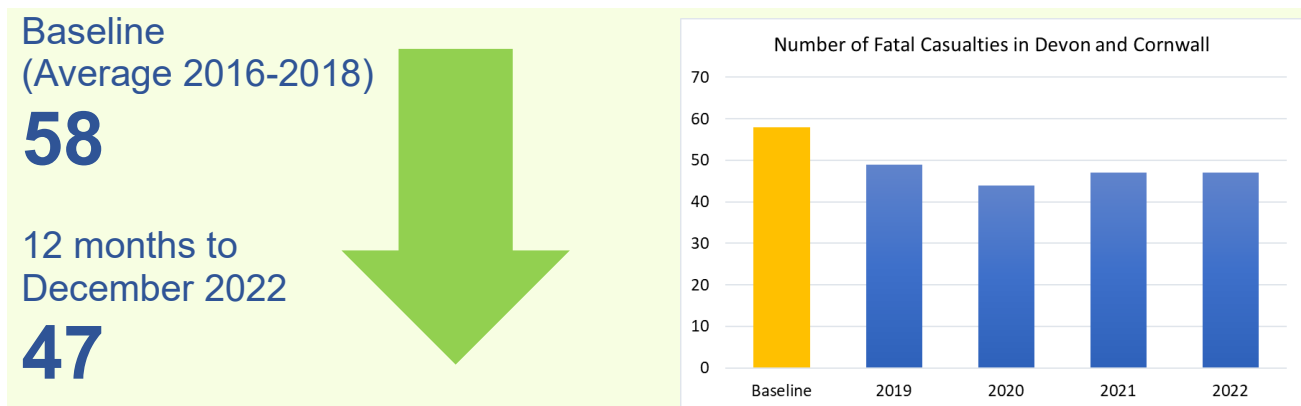


In the 12 months to July 2023, 1,204 disruptions were carried out by Devon and Cornwall Police of which had links to County Lines and Dangerous Drug Networks. This is an 1,645% increase (+1,135) on the number of disruptions carried out in the baseline year (12 months to June 2020). Whilst there has been a significant increase in the number of disruptions since the baseline year, some of the increase is also attributed to changes in recording – the data now includes multiple disruptions for each organised crime group, whereas previously, multiple disruptions for the same organised crime group were only counted once.

Operation Scorpion, launched in March 2022, is one example of drugs disruption activity which has seen police forces across the South-west work together in joint operations to tackle drugs. The project has had great success in targeting organised criminals involved in the supply of drugs and in removing illegal substances from our streets. In April 2023, a week of action resulted in 56 arrests of those who had suspected links to the drugs trade. This is in addition to the seizure of £250,000 worth of suspected class A, B and C drugs, over £7,000 in cash suspected to be linked to criminality, 66 mobile phones suspected to be involved in co-ordinating drug deals, 70 knives and six other weapons.

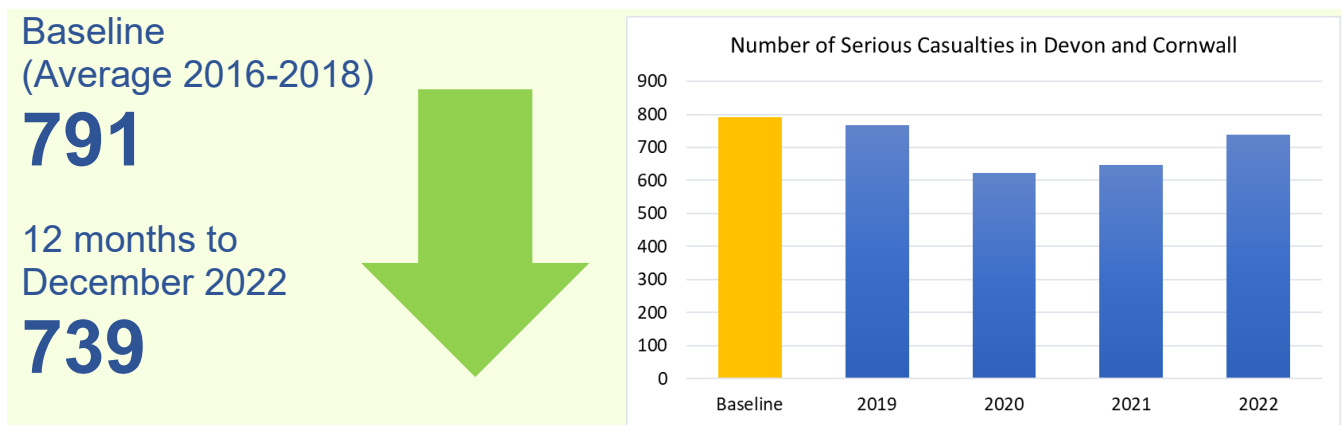
4. Road Safety

4.1 Number of Fatal Casualties



In 2022, 47 fatalities were recorded on Devon and Cornwall's roads. This is 11 fewer fatalities than was recorded in the baseline year. The Commissioner works closely with the Vision Zero South West partnership to help co-ordinate preventative activity for road traffic collisions. The work of the partnership has previously been detailed to the panel through a road safety profile in the July 2022 meeting.

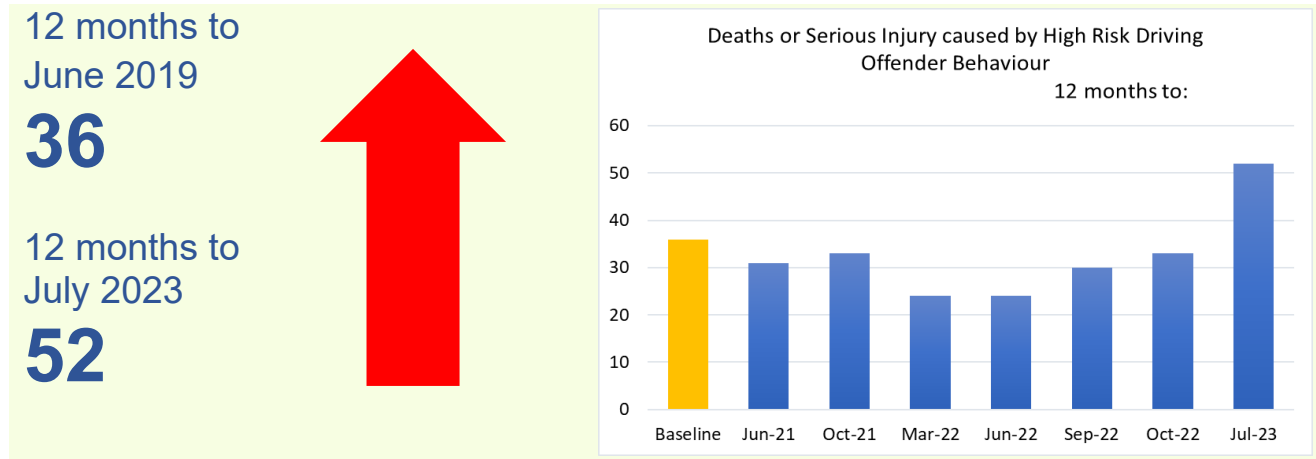
4.2 Number of Serious Casualties



In 2022, 739 serious casualties were recorded on Devon and Cornwall's roads. This is 52 fewer casualties than was reported in the baseline year. The number of reported casualties was lower during 2020 and much of 2021 due to decreased traffic volumes following travel restrictions and stay-at-home orders throughout the Covid-19 pandemic. The most recent years data, covering 2022, shows that the number of casualties has increased to levels seen prior to the lockdown periods.

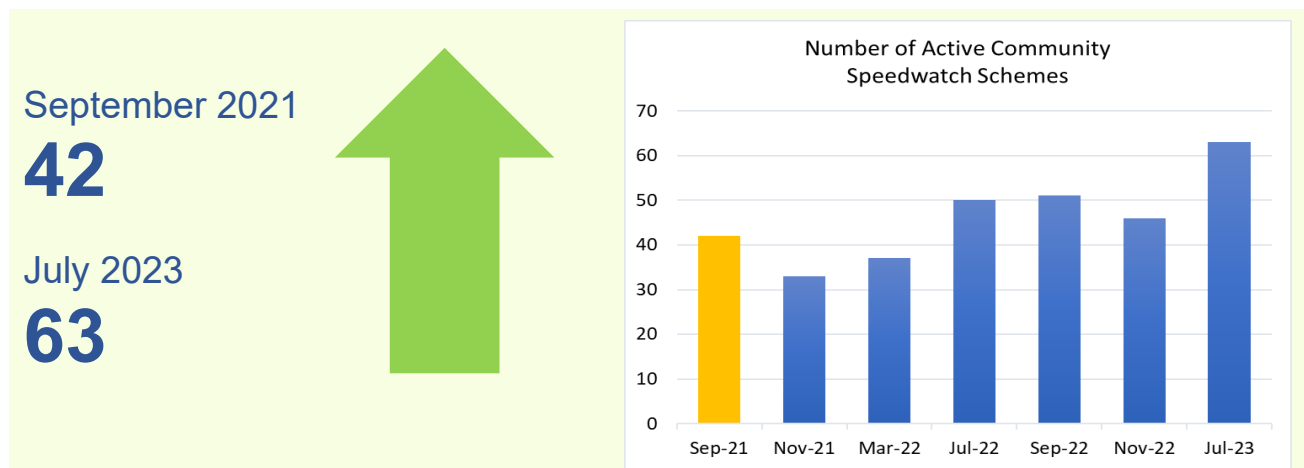
4. Road Safety

4.3 Number of offences related to death or serious injury caused by high risk driving behaviour



52 offences of death or serious injury caused by high-risk driving behaviour were recorded in the 12 months to July 2023. This is a 44% increase (+16) on the number of offences recorded in the baseline year (the 12 months to June 2019). There has been consistent increases in the number of offences since March 2022 and this measure has now adopted a 'red' RAG rating. The increase in the number of offences could be due to a number of factors, including increased traffic volumes as we have emerged from the pandemic, or improved detection of offences by the police. The Commissioner will monitor this trend closely over the coming months.

4.4 Number of active Community Speedwatch Schemes



During July 2023, 63 Community Speedwatch (CSW) schemes undertook monitoring activity out of 214 teams in total. This is 21 more active schemes compared with the baseline year. There has been a general increase in the number of active schemes operating across the force area since 2021. Devon and Cornwall Police's CSW policy states that Speedwatch can only take place in 'good visibility during daylight hours and must not take place in adverse weather conditions', so seasonal peaks and troughs are expected, with activity generally higher during the summer. The Commissioner is also encouraged that the total number of schemes signed up to CSW continues to increase. In September 2021 there were 139 schemes in total, compared to 214 in July 2023 (+75).

5. Safe

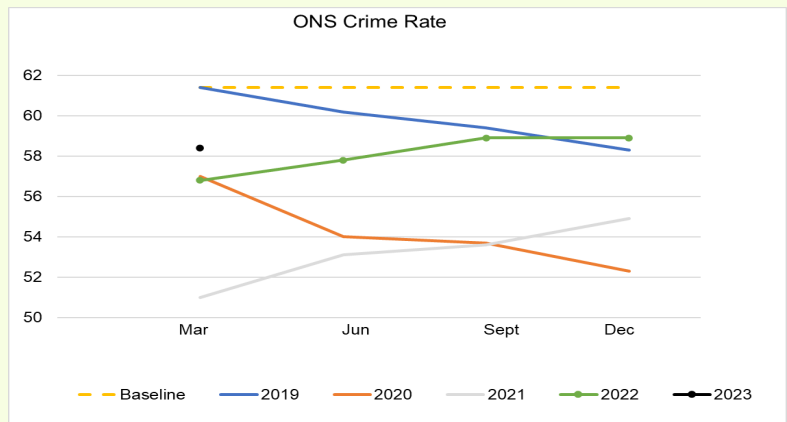

5.1 ONS Crime Rate Devon and Cornwall

March 2019

61.4

March 2023

58.4



* Devon and Cornwall were not included in the ONS release of police recorded crime for the 12 months to December 2023 due to data quality issues. Data in the graph for this period is a continuum of the 12 months to September 2023 figure.

Patterns of crime over recent years have been substantially affected by the coronavirus (Covid-19) pandemic and government restrictions on social contact. Since restrictions were lifted in 2021, police recorded crime data shows that certain offence types are returning to or exceeding the levels seen before the pandemic. Violence and sexual offences recorded by the police have exceeded pre-pandemic levels, while theft offences remain at lower levels.

The latest ONS publication of police recorded crime covering the 12 months to March 2023 shows that total crime in Devon and Cornwall has increased by 4% compared with the previous year, a trend which has also been seen nationally. Although total crime has increased, it remains lower than 4 years ago. Devon and Cornwall's crime rate now stands at 58.4 crimes per 1,000 population, equating to 104,753 recorded crimes in the year, which is lower than the baseline year (61.4).

Devon and Cornwall also have the lowest crime rate nationally, which is significantly lower than the England and Wales average of 93.6 crimes per 1,000 population.

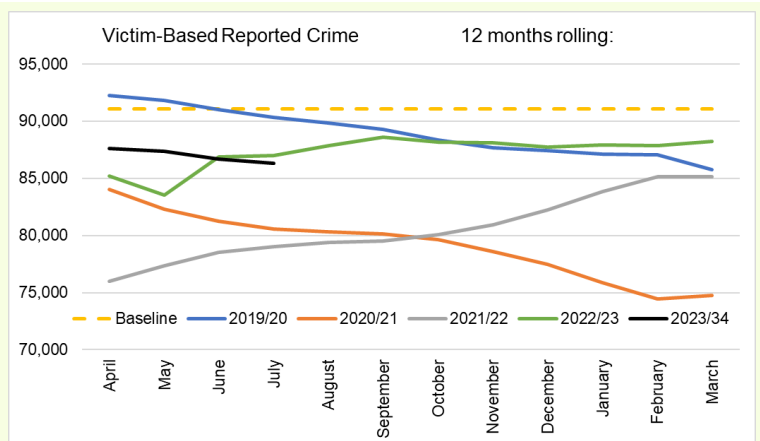

5.2 Victim-based reported crime

12 months to
June 2019

91,042

12 months to
July 2023

86,306

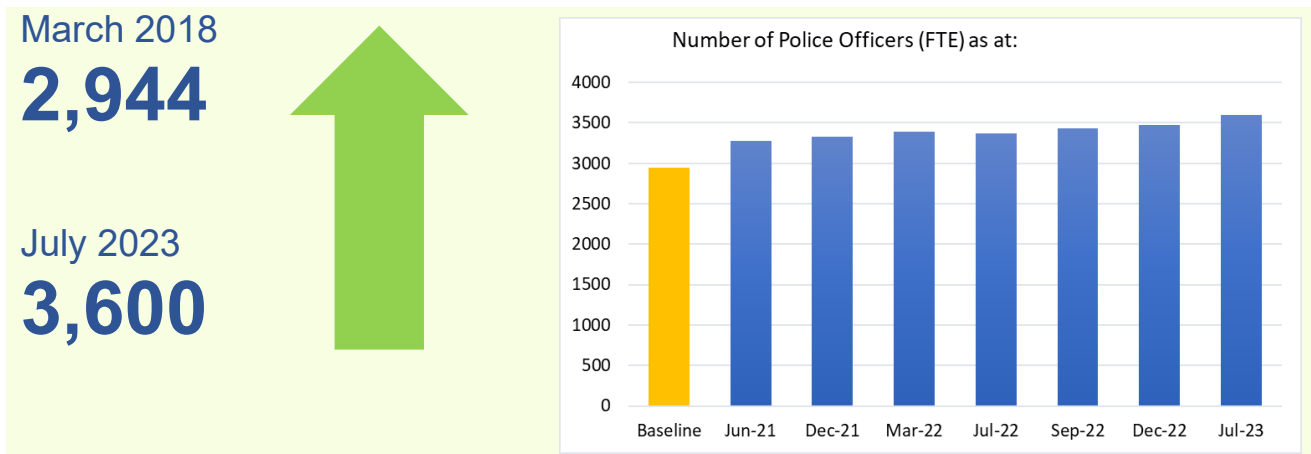


5. Safe

Victim based crime includes violence, sexual offences, stalking, harassment, theft, criminal damage and arson. In the 12 months to July 2023, 86,306 victim-based crimes were recorded in Devon and Cornwall. This is a 5.2% decrease (-4,736) when compared to the baseline year (12 months to June 2019). Decreases across theft offences is the main contributor to the decrease in victim-based crime when compared to the baseline year.

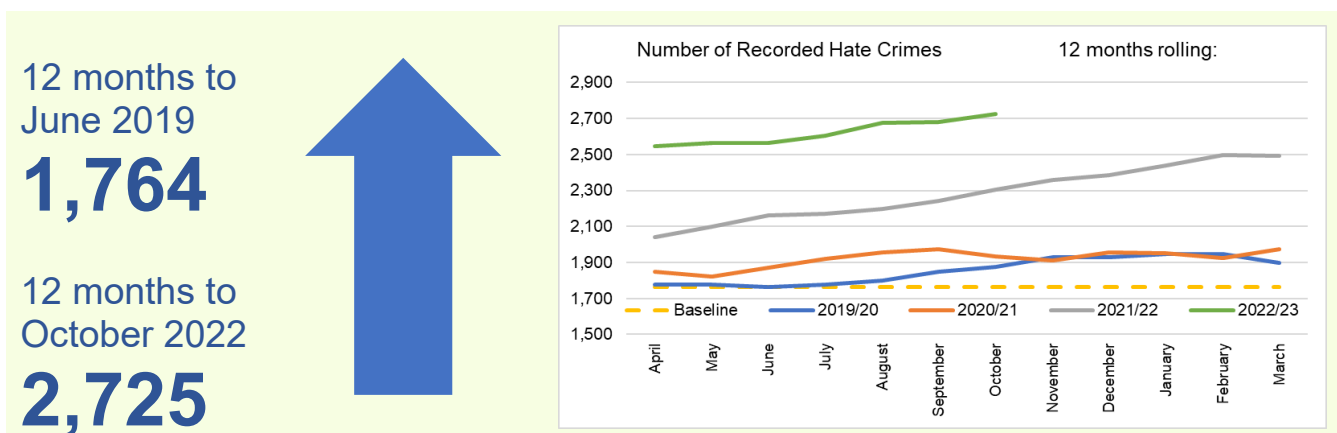
Victim-based crimes decreased significantly throughout the Covid-19 lockdown periods, due to reductions in social interaction and decreased opportunities for crime. However, as expected, with the continued easing of restrictions there were increases in victim-based crimes between April 2021 – May 2022. The latest data shows that these increases may be stabilising. There was a 0.8% decrease in victim-based crime in the 12 months to July 2023 compared with the previous 12 months.

5.3 Number of Police Officers (FTE)



The number of full-time equivalent (FTE) police officers employed by Devon and Cornwall Police as of July 2023 was 3,600. Compared with the baseline year (12 months to March 2018), there has been a 22.3% increase which equates to an additional 656 FTE officers.

5.4 Number of Recorded Hate crimes (not updated)



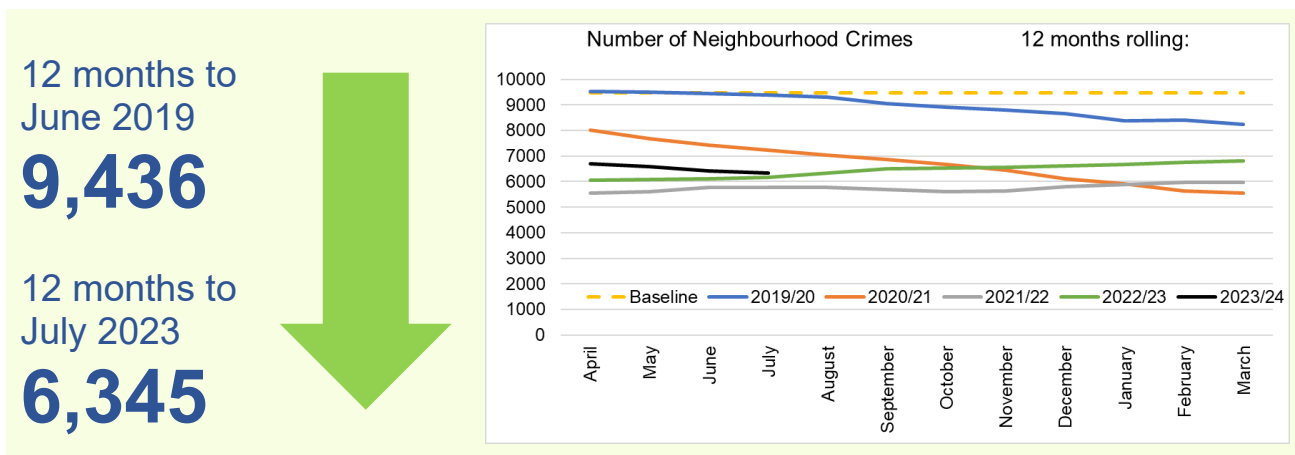
This measure has not been updated since the previous meeting.

5. Safe

2,725 hate crimes were recorded in the 12 months to October 2022. This is a 54.5% increase (+961) when compared to the baseline year, the 12 months to June 2019. Despite the observed increase, it is difficult to make objective inferences about performance based on increases or decreases in hate crime. For instance, an increase in offences could be interpreted as positive, because victims may be more confident to report to the police, or the police may have made recording improvements when identifying hate offences. Conversely, the trend could also be interpreted as negative because it could be reflective of a 'real' increase in victimisation.

The Commissioner has recently concluded a scrutiny inquiry which examined Devon and Cornwall Police's response to hate crime. The [Commissioner's Findings Report](#) is included as a standalone item on this meeting's agenda.

5.5 Number of Neighbourhood Crimes (National Measure)



Neighbourhood crime consists of the following offence types: Burglary dwelling, robbery, theft of and from a vehicle and theft from the person. In the 12 months to July 2023, 6,345 neighbourhood crimes were recorded across Devon and Cornwall. This is a 32.8% decrease (-3,091) when compared to the baseline year (12 months to June 2019) and a downward trend is evident.

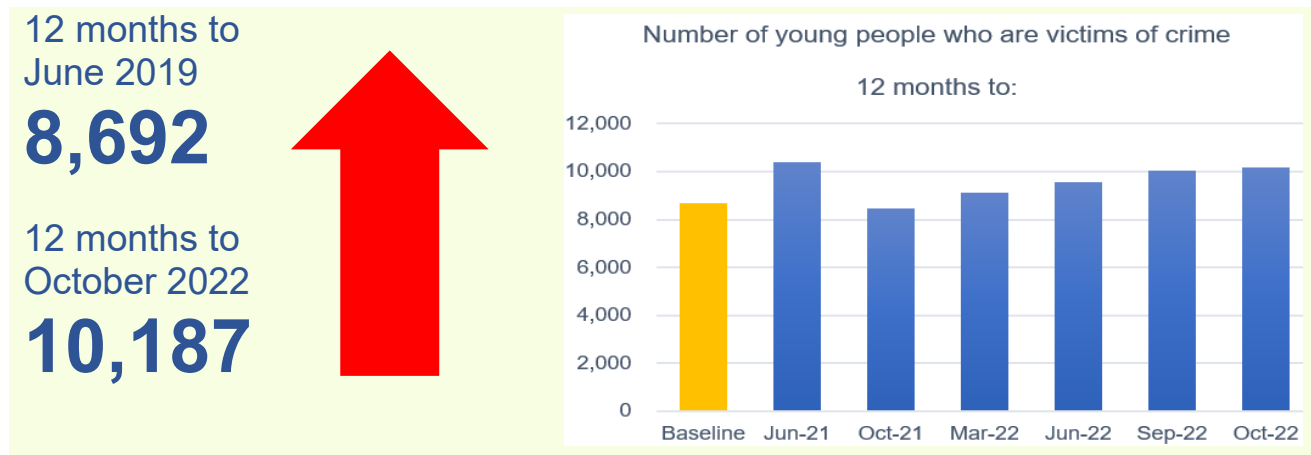
Sharp decreases in neighbourhood crime were evident in 2020/21, which may be attributable to the Covid-19 pandemic and lockdown periods, with people spending increasing periods of time in their homes. Recent data shows that neighbourhood crimes still remain below pre-pandemic levels and Devon and Cornwall continue to have the lowest rate of residential burglary in England and Wales at 1.0 crimes per 1,000 population compared with the national average of 3.2.

6. Resilient



6.1 Number of Young People who are victims of crime

(not updated)



This measure has not been updated since the previous meeting.

In the 12 months to October 2022, 10,187 people under the age of 18 were identified as a victim of crime in Devon and Cornwall. This is 17.2% more victims (+1,495) when compared to the baseline year (12 months to June 2019).

The increases in crime against young victims is greater than the increases seen in other age categories. Looking at trends over time, it is evident that with each successive lockdown, the number of offences where the victim was recorded as under 18 reduced significantly. As we emerged from each lockdown, the trends increased to levels above the baseline.

Specific offence types that have particularly increased include:


- Stalking and harassment
- Public order offences
- Rape
- Violence without injury
- Other sexual offences
- Violence with injury

With the exception of violence with injury, the increases in these offence types are consistent with increases in overall crime, both nationally and locally. Violence without injury increases are being driven by greater awareness of the counting rules regarding behavioural offences and malicious communications. Increases in rape and serious sexual offences are linked to greater awareness and confidence to report. The increases in public order offences are linked to greater propensity for disorder as we have emerged from the pandemic. These drivers have all been well documented nationally and Devon and Cornwall's experience is in line with national trends.

6. Resilient



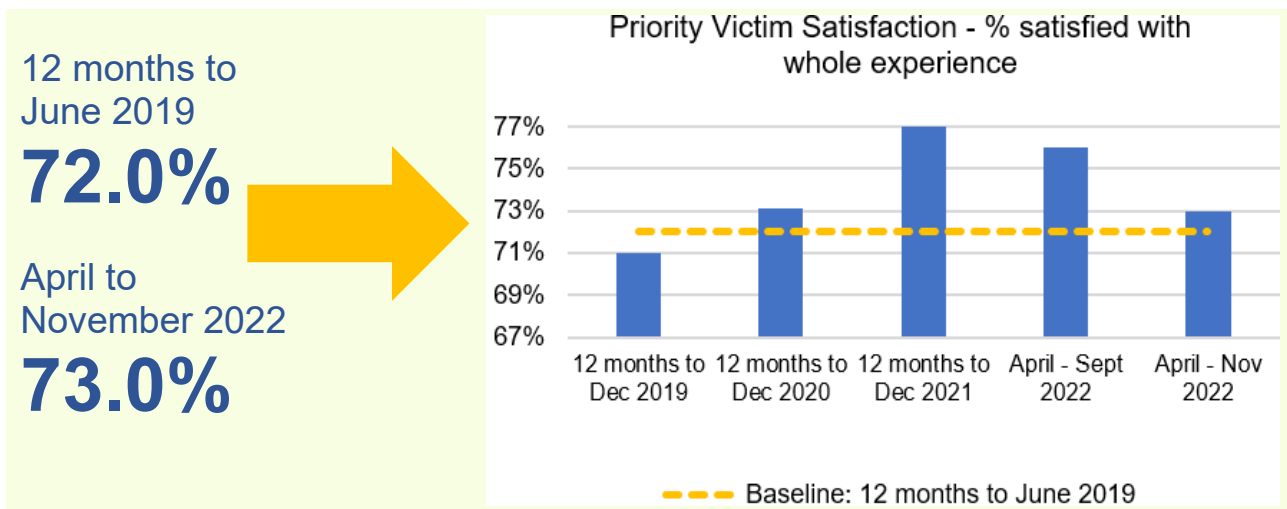
6.2 Amount of Funding bought into Devon and Cornwall by the Police and Crime Commissioner



In the financial year 2022/23, the Commissioner has secured £5,500,000 of additional funding to help tackle crime and support victims in Devon and Cornwall. This figure includes the additional funding the OPCC has secured, as well as funding the OPCC has supported partners in securing. This equates to an additional £5,261,772 in funding when compared to the baseline year (2018/19).

Projects that were supported by the additional funding in 2022/23 include, £3.1 million to support local crime prevention activity across Truro, Torquay, Barnstaple, Plymouth and Exeter through successful bids to the Home Office's Safer Streets Fund. This is an addition to a £789,295 boost in funding for local victim support services, £417,395 to work with domestic abuse perpetrators to address their behaviour and £359,100 to support serious violence prevention activity throughout Devon and Cornwall.

6.3 Percentage (%) of victims that were satisfied with the overall service they received from Devon and Cornwall Police (not updated)



This measure has not been updated since the previous meeting.

6. Resilient



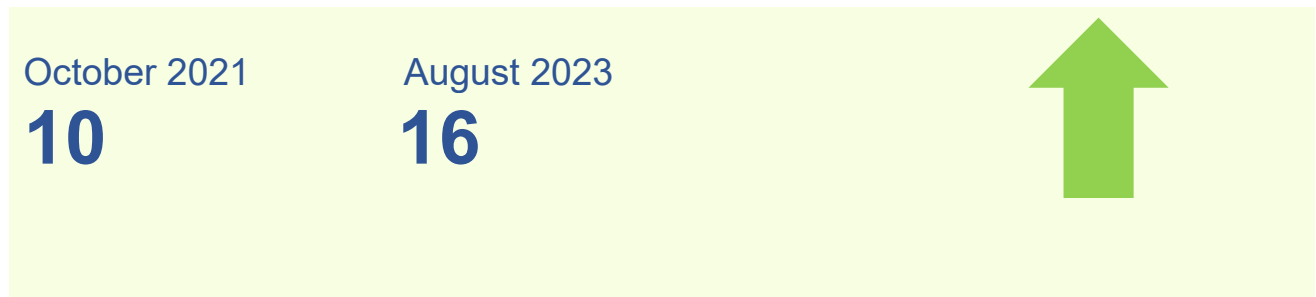
To measure victim satisfaction, Devon and Cornwall Police conduct a survey with victims. The survey is based on priority victim satisfaction. Priority victims are those that are victims of serious crimes which include domestic abuse, hate crime, sexual offences, attempted murder as well as victims who are persistently targeted, vulnerable or intimidated.

681 priority victims were surveyed between April and November 2022 and 73.0% said they were satisfied with the overall service they received from Devon and Cornwall Police. The results suggest victim satisfaction levels are 1% higher compared with the baseline year (72.0%), which implies a stable trend. The Commissioner will monitor trends closely as the survey size continues to grow.

7. Connected



7.1 Number of Customer Contact points Open to the Public



Monitoring the number of customer contact points open to the public – via front desks – is one way of helping the Commissioner to evaluate connectivity. As of August 2023, there were 16 customer contact points open to the public across Devon and Cornwall. This is an increase of 6 compared to the baseline of October 2021.

Additional front desks are now open in Tiverton, Newton Abbot, Penzance, Truro, Newquay, Bude and Falmouth and the Commissioner is committed to opening more front desks throughout the remainder of her term.

Enquiry Offices in Cornwall & Isles of Scilly:

- Bude
- Camborne
- Bodmin
- Falmouth
- Isles of Scilly
- Newquay
- Penzance
- St Austell
- Truro

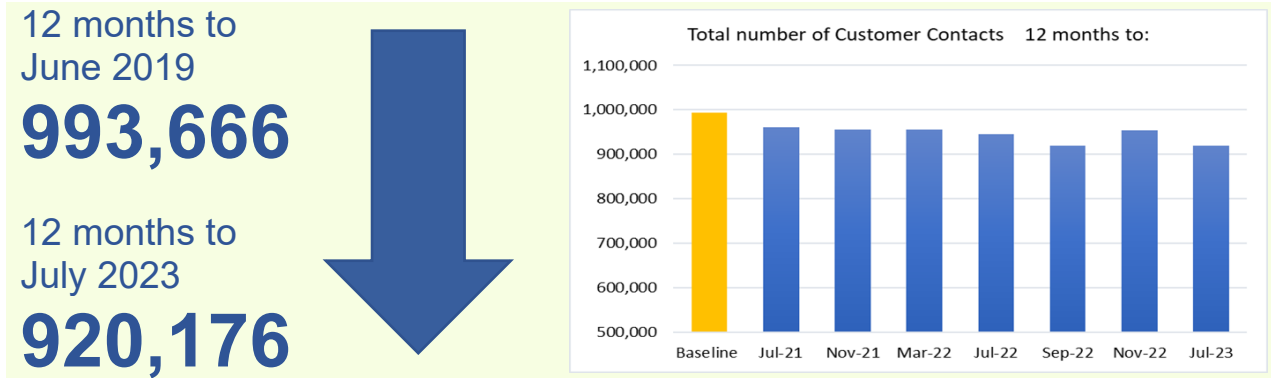
Enquiry offices in Devon:

- Barnstaple
- Exeter
- Newton Abbot
- Plymouth (Charles Cross)
- Plymouth (Crownhill)
- Tiverton
- Torquay

7. Connected



7.2 Number of Customer Contacts (999, 101, Online)



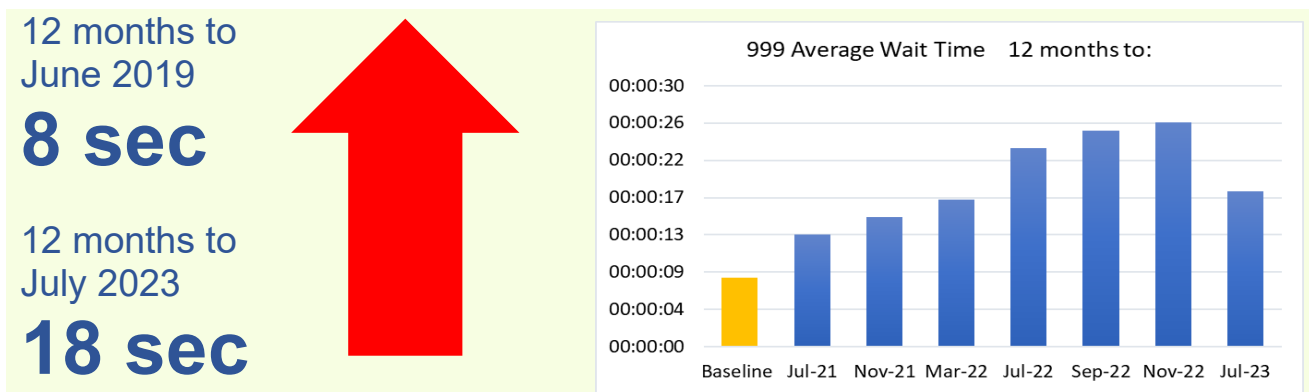
In the 12 months to July 2023, Devon and Cornwall Police's Contact Centre received 920,176 contacts.

This included:

- 999 calls: 327,310
- 101 calls: 423,248
- 101 emails and texts: 131,366
- Webchats: 38,252

There has been a 7.4% decrease in the number of contacts received (-73,490) when compared to the baseline year (12 months to June 2019). A reduction in 101 calls has driven most of the decrease. 999 demand continues to increase, with 14,114 additional calls received in the 12 months to July 2023 when compared to the previous year.

7.3 101 and 999 call wait times: 999 average wait time



The average wait time for 999 emergency calls in the 12 months to July 2023 was 18 seconds. This is an increase of 10 seconds when compared to the baseline year (the 12 months to June 2019). When compared to the figure reported to the last panel meeting (the 12 months to November 2022) the average wait time has decreased by 8 seconds and is the lowest reported wait time since March 2022. Recent monthly data indicates a continued improvement in performance with average 999 call wait times of 15 seconds in May and June and 12 seconds in July. The Commissioner will continue to monitor these recent improvements and challenge the Force to sustain and further improve 999 call wait times.

7. Connected



7.4 101 and 999 call wait times: Switchboard triage average wait time (new measure)

December 2022 to
July 2023

1m 51s

From the 28th of November 2022 all 101 calls are first triaged by switchboard. Some of these calls will be resolved at this first point of contact, however a high proportion of calls will be transferred to the secondary crime and incident lines within the Force Contact Centre.

The average wait time between December and July to speak to a contact handler on switchboard was 1 minute 51 seconds.

7.5 101 and 999 call wait times: 101 average wait time (new measure)

12 months to
July 2023

35m 51s

In the 12 months to July 2023, the average wait time for a 101 call (after switchboard or IVR routing) was 35 minutes and 51 seconds.

As more performance data becomes available, the Commissioner will consider whether recent changes made to the 101 service, including changes to the routing of calls, the introduction of switchboard triage, and a call back service, have made improvements to the 101 service the public receives.


7.6 Levels of Public Confidence in the Police (not updated)

12 months to
March 2019

76.2%

12 months to
March 2020

77.5%



Data for this measure has not been updated since the last meeting. Historically, data measuring public confidence has been taken from the Crime Survey for England and Wales (CSEW). It was reported in the last panel paper that in the year to March 2020, 77.5% of Devon and Cornwall's

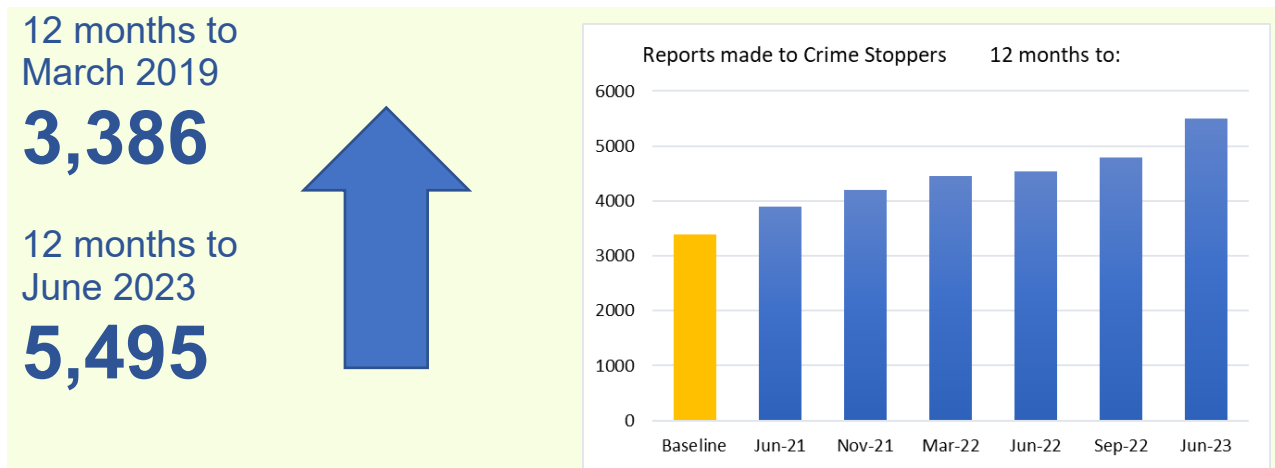
7. Connected

residents agreed with the statement that, 'taking everything into account, [they] have confidence in the police in [Devon and Cornwall]'. This was a 1.3% increase on the baseline year, the 12 months to March 2019.

In the continued absence of survey results for Devon and Cornwall from the CSEW, Devon and Cornwall Police are conducting public surveying to explore public confidence. So far, a total of 2,000 surveys have been conducted. Data for the 12 months to June 2023, indicates that 78% of respondents agree with the statement: "Taking everything into account, I have confidence in the police in this area".

Whilst the CSEW and Force survey use differing methodologies and the results cannot be directly compared, they indicate a stable trend in public confidence in Devon and Cornwall Police. The Commissioner will continue to monitor this measure closely.

7.7 Reports made to Devon and Cornwall from Crime Stoppers



Crime Stoppers is a national charity which allows people to call anonymously to report information about crime. Any information which Crime Stoppers deem useful to the police is passed onto the respective local police force. In the 12 months to June 2023, 5,495 reports were disseminated to Devon and Cornwall Police via Crime Stoppers. This is a 62.3% increase (+2,109) on the number of reports received in the baseline year (the 12 months to March 2019) and an upward trend continues to be evident.