

# **PLYMOUTH DRUGS STRATEGIC PARTNERSHIP**



## **Annual Report 2024-25**

Kamal Patel

Consultant in Public Health

# Background and context



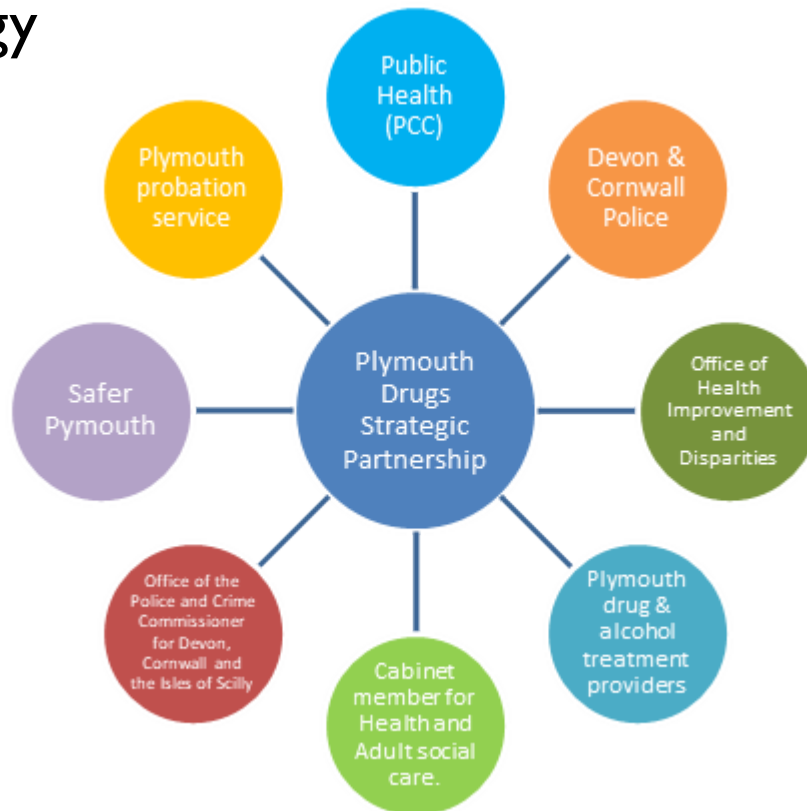
- Significant individual and societal harm associated with drug and alcohol dependence
  - Poor physical and mental health
  - Discrimination
  - Poverty
  - Exposure to violence
  - Offending
  - Homelessness
- Drugs deaths in England rising since 2014
- National Drugs Strategy 2021:
  - Break supply chains
  - Deliver a world class treatment and recovery system
  - Achieve generational shift in demand



# Plymouth Drugs Strategic Partnership



- Central body for reporting, oversight and accountability of local delivery of the drugs strategy



# Local need



In Plymouth it is estimated that:

- 2,042 people who use opiates and/or crack (OCU), of which:
  - 1,266 people who use opiates only.
  - 214 people who use crack only.
  - 563 who use both opiates and crack.
- 3,496 people who are alcohol dependent.
- OCU rate 27% higher than England average
- Alcohol dependency rate 21% higher than England average

# Local Provision



- The Plymouth Alliance for Complex Lives. Drug treatment partners are:
  - Harbour
  - Hamoaze House
  - Livewell Southwest (Complex Needs Team)
- Young persons service: The Children's Society



The Plymouth Alliance



**The  
Children's  
Society**



**PLYMOUTH**  
CITY COUNCIL

# LOCAL DATA

# Treatment capacity



- 8 % increase in treatment capacity in 2024-25 in adult services

	Number in treatment Apr 2023-Mar 2024	Number in treatment Apr 2024-Mar 2025	Percentage change
<b>Opiate and/or crack (OCU)</b>	1261	1306	+3.5%
<b>Opiates only</b>	852	850	-0.2%
<b>Crack only</b>	55	75	+36%
<b>Opiates and crack</b>	354	381	+7.6%
<b>Alcohol only</b>	433	425	-1.8%
<b>Non-opiates and alcohol (not crack)</b>	201	267	+32.8%
<b>Non-opiates only (not crack)</b>	144	198	+37.5%
<b>Children and young people</b>	107	94	-12.1%

# Unmet need



- Percentage of estimated prevalence not receiving treatment
- (Lower is better)

	Plymouth (%)	England (%)
<b>Opiate and/or crack (OCU)</b>	36.8	56.8
<b>Opiates only</b>	33.9	61.5
<b>Crack only</b>	64.9	74.2
<b>Opiates and crack</b>	32.9	44.5
<b>Alcohol dependency</b>	79.1	75.9



# Treatment progress



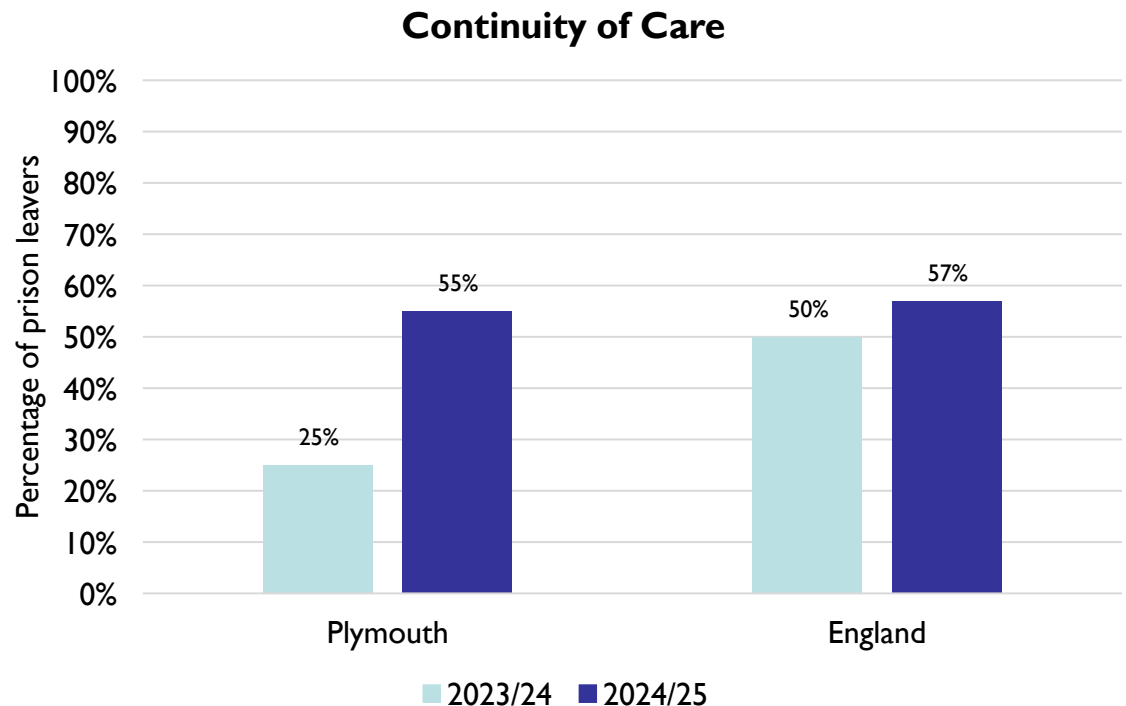
- Adult services: proportion of those in treatment who completed treatment successfully, are drug-free in treatment or have sustained reduction in drug use – 47% (same as England average)
- CYP:

	Plymouth (%)	England (%)
Proportion still drinking alcohol at high-risk levels	n/a	15
Proportion still using cannabis	64	66
Proportion still using other drugs	29	33
Unmet mental health treatment need	42	56

# Continuity of Care



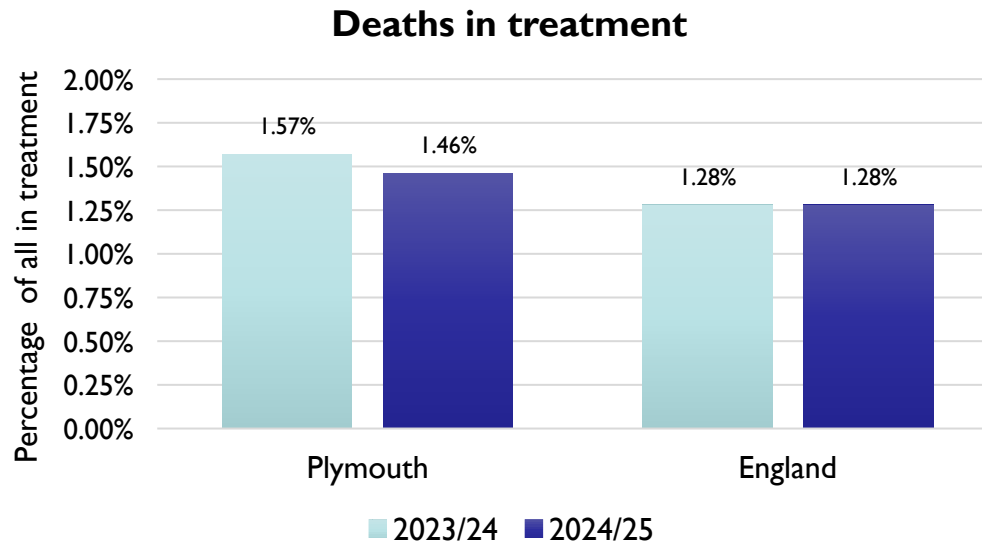
- Prison leavers with a drug treatment need are at a higher risk of harm, death and re-offending
- Transfer to community services reduces risk
- Continuity of care – picked up by community services within 3 weeks of leaving prison



# Drug deaths and deaths in treatment



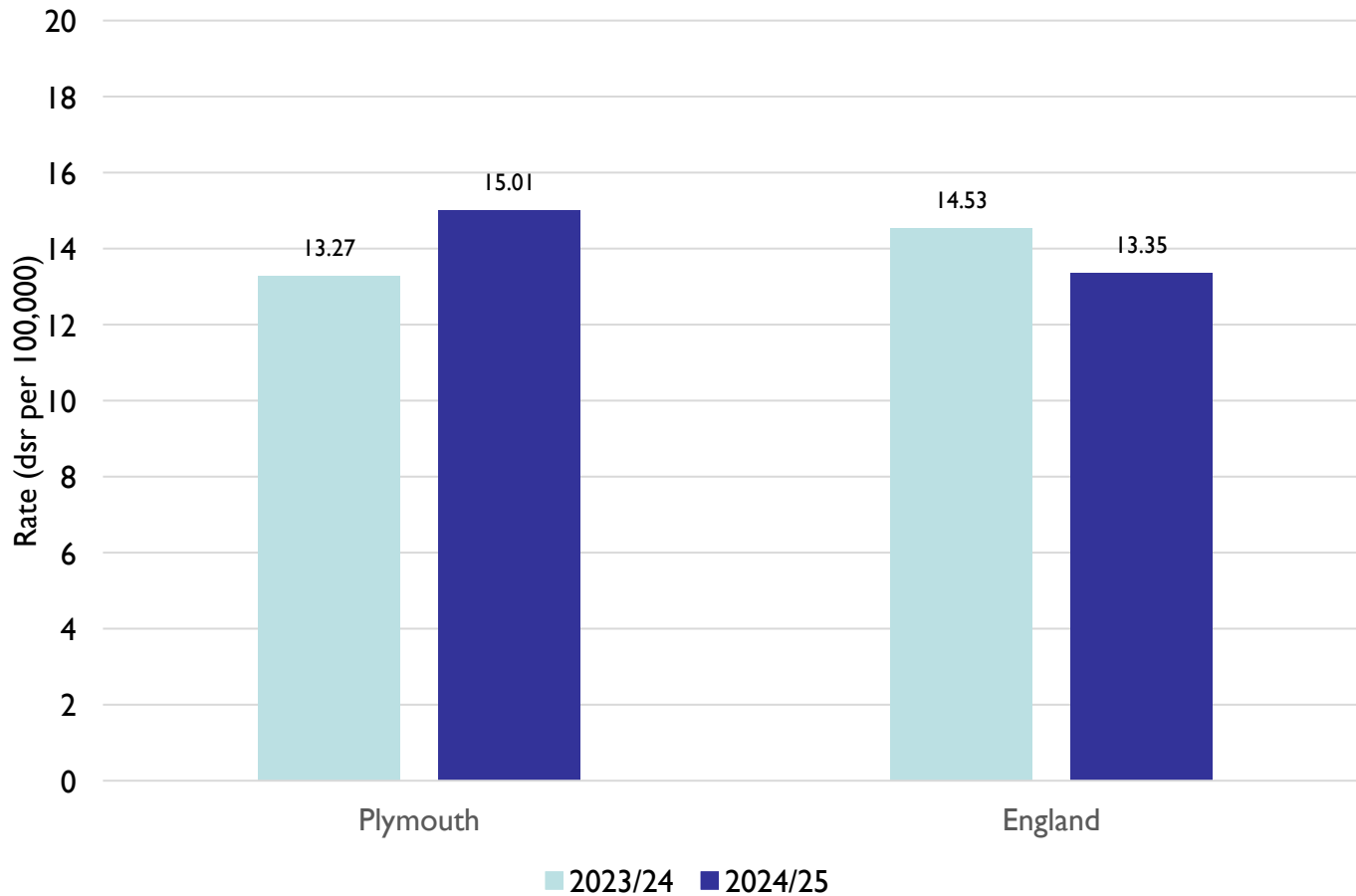
- Drug misuse deaths: 2021-23:
  - Plymouth: 7.5 per 100,000
  - England: 5.5 per 100,000
- Deaths in treatment (any cause)



# Alcohol deaths



## Alcohol-Specific Deaths





**PLYMOUTH**  
CITY COUNCIL

# **DELIVERY PLAN PROGRESS**

# Delivering world class treatment and recovery system



- Capacity: Improved using DATRIG funding
- Quality: Alliance Treatment Subgroup action plan focusing on eight priorities:
  - Harm reduction and drug and alcohol deaths
  - Drug treatment
  - Alcohol treatment
  - Recovery
  - Mental and physical health
  - Quality improvement and practice
  - Workforce development
  - Lived and living experience
- Focus on collaboration and ensuring delivery remains evidence-based and responsive to local need

# Drug deaths



- Local Drug Information System (LDIS)
- Synthetic opioid response preparedness
- Peer-to-peer naloxone
- Plymouth Overdose Response Team (PORT)
- Avoidable deaths review group

# Alcohol



- Alcohol steering group set up
- Alcohol needs assessment underway
- New specialist community alcohol treatment team at Harbour
- Dedicated alcohol training package being rolled out
- Strengthening licencing procedures to manage availability
- Expanding use of AUDIT-C screening tool
- Strengthened referral routes from hospital
- Development of audit standards for alcohol treatment
- IM thiamine offer to reduce alcohol-related brain injury



# Workforce



- Key priority of treatment subgroup of The Alliance
- Workforce development coordinator in place
- Key activities:
  - ASIST training
  - Trauma-informed approaches
  - Partnership and Pathways sessions
  - Workforce wellbeing champions
- Embedding the Drug and Alcohol Capability Framework into the Alliance

# Integration of services / accommodation / employment



- More robust clinical mental health and psychological offer in the Alliance
  - Contribution to MDTs, clinical supervision, improved access to CBT and DBT, Trauma-stabilisation
- Health Inclusion Pathway Plymouth (HIPP)
- Drop-ins at hostels
- Harbour's Homeless Intervention Team (HIT)
- Individual Placement and Support at Shekinah – access to employment

# Criminal justice



- Multi-agency Continuity of Care Strategic Group coordinating improvements
  - In-reach support at HMP Exeter and HMP Channings Wood
  - Specific work on those with alcohol-only treatment need – inc assertive outreach
  - OHID self-assessment tool and local audits
  - Integration of support from probation service and Harbour

# Children and young people and prevention



- Increasing school referrals
- Strong links to CAMHS
- The Zone provides an offer of educational sessions to secondary schools
- Partnership offer to educational settings on vaping of substances controlled under the Misuse of Drugs Act
- Hidden Harm training in partnership with PSCP
- New CYP Drug and Alcohol Working Group
  - Supporting schools, especially with vaping
  - Launching Drug Use Screening Tool (DUST) with training
  - Building understanding of Ketamine through Task and Finish Group
  - Exploring virtual team model to better coordinate care